

Analysis of a Cone-Based Distributed Topology Control Algorithm for Wireless Multi-hop Networks

Li Li

Department of Computer Science
Cornell University
lili@cs.cornell.edu

Joseph Y. Halpern

Department of Computer Science
Cornell University
halpern@cs.cornell.edu

Paramvir Bahl
Microsoft Research
bahl@microsoft.com

Yi-Min Wang
Microsoft Research
ymwang@microsoft.com

Roger Wattenhofer
Microsoft Research
rogerwa@microsoft.com

ABSTRACT

The topology of a wireless multi-hop network can be controlled by varying the transmission power at each node. In this paper, we give a detailed analysis of a cone-based distributed topology control algorithm. This algorithm, introduced in [16], does not assume that nodes have GPS information available; rather it depends only on directional information. Roughly speaking, the basic idea of the algorithm is that a node u transmits with the minimum power $p_{u,\alpha}$ required to ensure that in every cone of degree α around u , there is some node that u can reach with power $p_{u,\alpha}$. We show that taking $\alpha = 5\pi/6$ is a necessary and sufficient condition to guarantee that network connectivity is preserved. More precisely, if there is a path from s to t when every node communicates at maximum power then, if $\alpha \leq 5\pi/6$, there is still a path in the smallest symmetric graph G_α containing all edges (u, v) such that u can communicate with v using power $p_{u,\alpha}$. On the other hand, if $\alpha > 5\pi/6$, connectivity is not necessarily preserved. We also propose a set of optimizations that further reduce power consumption and prove that they retain network connectivity. Dynamic re-configuration in the presence of failures and mobility is also discussed. Simulation results are presented to demonstrate the effectiveness of the algorithm and the optimizations.

1. INTRODUCTION

Multi-hop wireless networks, such as radio networks [6], ad-hoc networks [10] and sensor networks [2, 11], are networks where communication between two nodes may go through multiple consecutive wireless links. Unlike wired networks, which typically have a fixed network topology (except in case of failures), each node in a wireless network can potentially change the network topology by adjusting its transmission power to control its set of neighbors. The primary goal of

topology control is to design power-efficient algorithms that maintain network connectivity and optimize performance metrics such as network lifetime and throughput. As pointed out by Chandrakasan et. al [1], network protocols that minimize energy consumption are key to the successful usage of wireless sensor networks. To simplify deployment and re-configuration upon failures and mobility, distributed topology control algorithms that utilize only local information and allow asynchronous operations are particularly attractive.

The topology control problem can be formalized as follows: We are given a set V of possibly mobile nodes located in the plane. Each node $u \in V$ is specified by its coordinates, $(x(u), y(u))$ at any given point in time. Each node u has a power function p where $p(d)$ gives the minimum power needed to establish a communication link to a node v at distance d away from u . Assume that the maximum transmission power P is the same for every node, and the maximum distance for any two nodes to communicate directly is R , i.e. $p(R) = P$. If every node transmits with power P , then we have an induced graph $G_R = (V, E)$ where $E = \{(u, v) | d(u, v) \leq R\}$ (where $d(u, v)$ is the Euclidean distance between u and v).

It is undesirable to have nodes transmit with maximum power for two reasons. First, since the power required to transmit between nodes increases as the n th power of the distance between them, for some $n \geq 2$ [13], it may require less power for a node u to relay messages through a series of intermediate nodes to v than to transmit directly to v . In addition, the greater the power with which a node transmits, the greater the likelihood of the transmission interfering with other transmissions.

Our goal in performing topology control is to find a subgraph G of G_R such that (1) G consists of all the nodes in G_R but has fewer edges, (2) if u and v are connected in G_R , they are still connected in G , and (3) a node u can transmit to all its neighbors in G using less power than is required to transmit to all its neighbors in G_R . Since minimizing power consumption is so important, it is desirable to find a graph G satisfying these three properties that minimizes the amount of power that a node needs to use to communicate with all its neighbors. For a topology control algorithm to be useful in

practice, it must be possible for each node u in the network to construct its neighbor set $N(u) = \{v | (u, v) \in G\}$ in a distributed fashion. Finally, if G_R changes to G'_R due to node failures or mobility, it must be possible to reconstruct a connected G' without global coordination.

In this paper we consider a cone-based topology-control algorithm introduced in [16], and show that it satisfies all these desiderata. Most previous papers on topology control have utilized position information, which usually requires the availability of GPS at each node. There are a number of disadvantages with using GPS. In particular, the acquisition of GPS location information incurs a high delay, and GPS does not work in indoor environments or cities. By way of contrast, the cone-based algorithm requires only the availability of directional information. That is, it must be possible to estimate the direction from which another node is transmitting. Techniques for estimating direction without requiring position information are available, and discussed in the IEEE antenna and propagation community as the Angle-of-Arrival problem. The standard way of doing this is by using more than one directional antenna (see [8]).¹

The cone-based algorithm takes as a parameter an angle α . A node u then tries to find the minimum power $p_{u,\alpha}$ such that transmitting with $p_{u,\alpha}$ ensures that in every cone of degree α around u , there is some node that u can reach with power $p_{u,\alpha}$. In [16], it is shown that taking $\alpha \leq 2\pi/3$ is sufficient to preserve network connectivity. That is, let G_α be the symmetric closure of the communication graph that results when every node transmits with power $p_{u,\alpha}$ (so that the neighbors of u in G_α are exactly those nodes that u can reach when transmitting with power $p_{u,\alpha}$ together with those nodes v that can reach u by transmitting with power $p_{v,\alpha}$). Then it is shown that if there is a path from u to v in G_R , then there is also such a path in $G_{2\pi/3}$. Moreover, it is also shown that for a reasonable class of power cost functions and for $\alpha \leq \pi/2$, the network has competitive power consumption. More precisely, given arbitrary nodes u and v , it is shown that the power used in the most power-efficient route between u and v in G_α is no worse than $k+2k \sin(\alpha/2)$ times the power used in the most power-efficient route in G_R (where k is a constant that depends on the power consumption model; if only transmission power is considered and the transmission power $p(d)$ is proportional to the n th power of the distance d , we have $k = 1$). Finally, some optimizations to the basic algorithm are presented. In the present paper, we show that taking $\alpha = 5\pi/6$ is necessary and sufficient to preserve connectivity. That is, we show that if $\alpha \leq 5\pi/6$, then there is a path from u to v in G_R iff there is such a path in G_α (for all possible node locations) and that if $\alpha > 5\pi/6$, then there exists a graph G_R that is connected while G_α is not. Moreover, we propose new optimizations and show that they preserve connectivity. Finally, we discuss how the algorithm can be extended to deal with dynamic reconfiguration and asynchronous operations.

There are a number of other papers in the literature on topology control; as we said earlier, all assume that position information is available. Hu [4] describes an algorithm that

¹Of course, if GPS information is available, a node can simply piggyback its location to its message and the required directional information can be calculated from that.

does topology control using heuristics based on a Delauney triangulation of the graph. There seems to be no guarantee that the heuristics preserve connectivity. Ramanathan and Rosales-Hain [12] describe a centralized spanning tree algorithm for achieving connected and biconnected static networks, while minimizing the maximum transmission power. (They also describe distributed algorithms that are based on heuristics and are not guaranteed to preserve connectivity.) Rodoplu and Meng [14] propose a distributed position-based topology control algorithm that preserves connectivity; their algorithm is improved by Li and Halpern [9]. In a different vein is the work described in [3, 7]; although it does not deal directly with topology control, the notion of θ -graph used in these papers bears some resemblance to the cone-based idea described in this paper. Relative neighborhood graphs [15] and their relatives (such as Gabriel graphs, or G_β graphs [5]) are similar in spirit to the graphs produced by the cone-based algorithm.

The rest of the paper is organized as follows. Section 2 presents the basic cone-based algorithm and shows that $\alpha = 5\pi/6$ is necessary and sufficient for connectivity. Section 3 describes several optimizations to the basic algorithm and proves their correctness. Section 4 extends the basic algorithm so that it can handle the reconfiguration necessary to deal with failures and mobility. Section 5 briefly describes some network simulation results that show the effectiveness of the basic approach and the optimizations. Section 6 concludes the paper.

2. THE BASIC CONE-BASED TOPOLOGY CONTROL (CBTC) ALGORITHM

We consider three communication primitives: broadcast, send, and receive, defined as follows:

- *bcast*(u, p, m) is invoked by node u to send message m with power p ; it results in all nodes in the set $\{v | p(d(u, v)) \leq p\}$ receiving m .
- *send*(u, p, m, v) is invoked by node u to send message m to v with power p . This primitive is used to send unicast messages, i.e. point-to-point messages.
- *recv*(u, m, v) is used by u to receive message m from v .

We assume that when v receives a message m from u , it knows the reception power p' of message m . This is, in general, less than the power p with which u sent the message, because of radio signal attenuation in space. Moreover, we assume that, given the transmission power p and the reception power p' , u can estimate $p(d(u, v))$. This assumption is reasonable in practice.

For ease of presentation, we first assume a synchronous model; that is, we assume that communication proceeds in rounds, governed by a global clock, with each round taking one time unit. (We deal with asynchrony in Section 4.) In each round each node u can examine the messages sent to it, compute, and send messages using the *bcast* and *send* communication primitives. The communication channel is reliable. We later relax this assumption, and show that the algorithm is correct even in an asynchronous setting.

The basic Cone-Based Topology Control (CBTC) algorithm is easy to explain. The algorithm takes as a parameter an angle α . Each node u tries to find at least one neighbor in every cone of degree α centered at u . Node u starts running the algorithm by broadcasting a “Hello” message using low transmission power, and collecting replies. It gradually increases the transmission power to discover more neighbors. It keeps a list of the nodes that it has discovered and the direction in which they are located. (As we said in the introduction, we assume that each node can estimate directional information.) It then checks whether each cone of degree α contains a node. This check is easily performed: the nodes are sorted according to their angles relative to some reference node (say, the first node from which u received a reply). It is immediate that there is a gap of more than α between the angles of two consecutive nodes iff there is a cone of degree α centered at u which contains no nodes. If there is such a gap, then u broadcasts with greater power. This continues until either u finds no α -gap or u broadcasts with maximum power.

Figure 1 gives the basic CBTC algorithm. In the algorithm, a “Hello” message is originally broadcasted using some minimal power p_0 . In addition, the power used to broadcast the message is included in the message. The power is then increased at each step using some function *Increase*. As in [9] (where a similar function is used, in the context of a different algorithm), in this paper, we do not investigate how to choose the initial power p_0 , nor do we investigate how to increase the power at each step. We simply assume some function *Increase* such that $\text{Increase}^k(p_0) = P$ for sufficiently large k . As observed in [9], an obvious choice is to take $\text{Increase}(p) = 2p$. If the initial choice of p_0 is less than the total power actually needed, then it is easy to see that this guarantees that u 's estimate of the transmission power needed to reach a node v will be within a factor of 2 of the minimum transmission power actually needed to reach v . Upon receiving a “Hello” message from u , node v responds with an *Ack* message. (Recall that we have assumed that v can compute the power required to respond.) Upon receiving the *Ack* from v , node u adds v to its set N_u of neighbors and adds v 's direction $\text{dir}_v(v)$ (measured as an angle relative to some fixed angle) to its set D_u of directions. (Recall that we have assumed that u can compute this angle.) The test $\text{gap-}\alpha(D_u)$ tests if there is a gap greater than α in the angles in D_u .

CBTC(α)

$N_u \leftarrow \emptyset$; //the set of discovered neighbors of u
 $D_u \leftarrow \emptyset$; //the directions from which the Acks have come
 $p_u \leftarrow p_0$;

while ($p_u < P$ and $\text{gap-}\alpha(D_u)$) **do**
 $p_u \leftarrow \text{Increase}(p_u)$;
 $\text{bcast}(u, p_u, (\text{“Hello”}, p_u))$ and gather Acks;
 $N_u \leftarrow N_u \cup \{v : v \text{ discovered}\}$;
 $D_u \leftarrow D_u \cup \{\text{dir}_u(v) : v \text{ discovered}\}$

Figure 1: The basic cone-based algorithm running at each node u .

Let $N_\alpha(u)$ be the final set of discovered neighbors computed by node u at the end of running CBTC(α); let $p_{u,\alpha}$ be the corresponding final power. Let $N_\alpha = \{(u, v) \in V \times V : v \in N_\alpha(u)\}$. Note that the N_α relation is not symmetric. As the following example shows, it is possible that $(v, u) \in N_\alpha$ but $(u, v) \notin N_\alpha$.

EXAMPLE 2.1. *Suppose that $V = \{u_0, u_1, u_2, u_3, v\}$. (See Figure 2.) Further suppose that $d(u_0, v) = R$. Choose ϵ with $0 < \epsilon < \pi/12$ and place u_1, u_2, u_3 so that (1) $\angle vu_0u_1 = \angle vu_0u_2 = \pi/3 + \epsilon = \alpha/2$, (2) $\angle u_1vu_0 = \angle u_2vu_0 = \pi/3 - \epsilon$ (so that $\angle vu_1u_0 = \angle vu_2u_0 = \pi/3$), (3) $\angle vu_0u_3 = \pi$ (so that $\angle u_1u_0u_3 = \angle u_2u_0u_3 = 2\pi/3 - \epsilon$) and (4) $d(u_0, u_3) = R/2$. Note that, given ϵ and the positions of u_0 and v , the positions of u_1, u_2 , and u_3 are determined. Since $\angle u_1u_0v > \angle u_0u_1v > \angle u_1vu_0$, it follows that $d(u_1, v) > d(u_0, v) = R > d(u_0, u_1)$; similarly $d(u_2, v) > R > d(u_0, u_2)$. (Here and elsewhere we use the fact that, in a triangle, larger sides are opposite larger angles.) It easily follows that $N_\alpha(u_0) = \{u_1, u_2, u_3\}$ while $N_\alpha(v) = \{u_0\}$, as long as $2\pi/3 < \alpha \leq 5\pi/6$. Thus, $(v, u_0) \in N_\alpha$, but $(u_0, v) \notin N_\alpha$.*

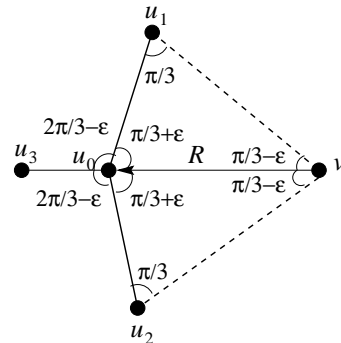


Figure 2: N_α may not be symmetric.

Let $G_\alpha = (V, E_\alpha)$, where V consists of all nodes in the network and E_α is the symmetric closure of N_α ; that is, $(u, v) \in E_\alpha$ iff either $(u, v) \in N_\alpha$ or $(v, u) \in N_\alpha$. We now prove the two main results of this paper: (1) if $\alpha \leq 5\pi/6$, then G_α preserves the connectivity of G_R and (2) if $\alpha > 5\pi/6$, then G_α may not preserve the connectivity of G_R . Note that Example 2.1 shows the need for taking the symmetric closure in computing G_α . Although $(u_0, v) \in G_R$, there would be no path from u_0 to v if we considered just the edges determined by N_α , without taking the symmetric closure. (The fact that $\alpha > 2\pi/3$ in this example is necessary. As we shall see in Section 3.2, taking the symmetric closure is not necessary if $\alpha \leq 2\pi/3$.) As we have already observed, each node u knows the power required to reach all nodes v such that $(u, v) \in E_\alpha$: it is just the max of $p_{u,\alpha}$ and the power required by u to reach each of the nodes v from which it received a “Hello” message. (As we said earlier, if u receives a “Hello” message from v , since it includes the power used to transmit it, u can determine the power required for u to reach v .)

THEOREM 2.1. *If $\alpha \leq 5\pi/6$, then G_α preserves the connectivity of G_R ; u and v are connected in G_α iff they are connected in G_R .*

PROOF. Since G_α is a subgraph of G_R , it is clear that if u and v are connected in G_α , they must be connected in G_R . To prove the converse, we start with the following key lemma.

LEMMA 2.2. *If $\alpha \leq 5\pi/6$, and u and v are nodes in V such that $(u, v) \in E$ (that is, (u, v) is an edge in the graph G_R , so that $d(u, v) \leq R$), then either $(u, v) \in E_\alpha$ or there exist $u', v' \in V$ such that (a) $d(u', v') < d(u, v)$, (b) either $u' = u$ or $(u, u') \in E_\alpha$, and (c) either $v' = v$ or $(v, v') \in E_\alpha$.*

PROOF. A few definitions will be helpful in this and the following proof. Given two nodes u' and v' ,

- Let $\text{cone}(u', \alpha, v')$ be the cone of degree α which is bisected by the line $\overline{u'v'}$, as in Figure 3;
- Let $\text{circ}(u, r)$ be the circle centered at u with radius r ;
- Let $\text{rad}_{u, \alpha}^-$ be the distance $d(u, v)$ of the neighbor v farthest from u in $N_\alpha(u)$; that is, $p(\text{rad}_{u, \alpha}^-) = p_{u, \alpha}$;
- Let $\text{rad}_{u, \alpha}$ be the distance $d(u, v)$ of the neighbor v farthest from u in E_α .

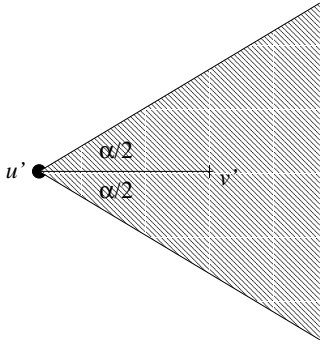


Figure 3: $\text{cone}(u', \alpha, v')$

If $(u, v) \in E_\alpha$, we are done. Otherwise, it must be the case that $d(u, v) > \max(\text{rad}_{u, \alpha}^-, \text{rad}_{v, \alpha}^-)$. Thus, both u and v terminate CBTC(α) with no α -gap. It follows that $\text{cone}(u, \alpha, v) \cap N_\alpha(u) \neq \emptyset$ and $\text{cone}(v, \alpha, u) \cap N_\alpha(v) \neq \emptyset$. Choose $z \in \text{cone}(v, \alpha, u) \cap N_\alpha(v)$ such that $\angle zvu$ is minimal. (See Figure 4.) Suppose without loss of generality that z is in the halfplane above \overline{uv} . If z is actually in $\text{cone}(v, 2\pi/3, u)$, since $d(v, z) \leq \text{rad}_{v, \alpha}^- < d(u, v)$, it follows that $d(z, u) < d(u, v)$. For otherwise, the side zu would be at least as long as any other side in the triangle vzu , so that $\angle zvu$ would have to be at least as large as any other angle in the triangle. But since $\angle zvu \leq \pi/3$, this is impossible. Thus, taking $u' = u$ and $v' = z$, the lemma holds in this case. So we can assume without loss of generality that $z \notin \text{cone}(v, 2\pi/3, u)$ (and, thus, that $\text{cone}(v, 2\pi/3, u) \cap N_\alpha(v) = \emptyset$). Let y be the first node in $N_\alpha(v)$ that a ray that starts at vz would hit as it sweeps past vu going counterclockwise. By construction, y is in the half-plane below \overline{uv} and $\angle zvy \leq \alpha$.

Similar considerations show that, without loss of generality, we can assume that $\text{cone}(u, 2\pi/3, v) \cap N_\alpha(u) = \emptyset$, and that

there exist two points $w, x \in N_\alpha(u)$ such that (a) w is in the halfplane above \overline{uv} , (b) x is in the halfplane below \overline{uv} , (c) at least one of w and x is in $\text{cone}(u, \alpha, v)$, and (d) $\angle wux \leq \alpha$. See Figure 4.

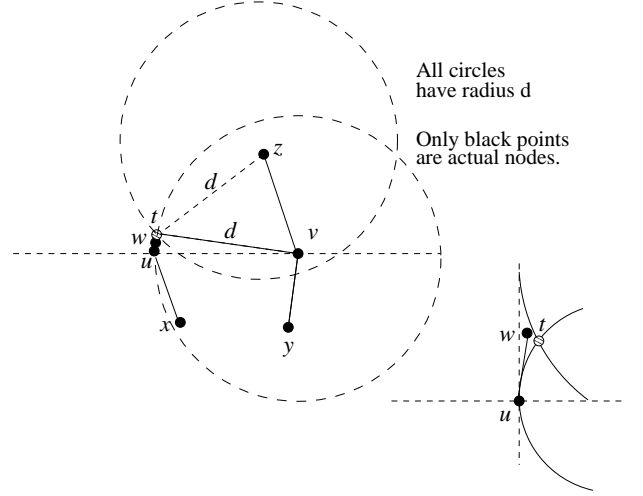


Figure 4: Illustration for the proof of Lemma 2.2.

If $d(w, v) < d(u, v)$, then the lemma holds with $u' = w$ and $v' = v$, so we can assume that $d(w, v) \geq d(u, v)$. Similarly, we can assume without loss of generality that $d(z, u) \geq d$. We now prove that $d(w, z)$ and $d(x, y)$ cannot both be greater than or equal to d . This will complete the proof since, for example, if $d(w, z) < d$, then we can take $u' = w$ and $v' = z$ in the lemma.

Suppose, by way of contradiction, that $d(w, z) \geq d$ and $d(x, y) \geq d$. Let t be the intersection point of $\text{circ}(z, d)$ and $\text{circ}(v, d)$ that is closest to u . Recall that at least one of w and x is in $\text{cone}(u, \alpha, v)$. As we show in the full paper, since node u must be outside (or on) both circles $\text{circ}(z, d)$ and $\text{circ}(v, d)$, we have $\angle wuv \geq \angle twv$ (see the closeup on the far right side of Figure 4).

Since $d(t, z) = d(t, v) = d(u, v) = d$, and $d(z, v) < d$, it follows that $\angle zvt > \pi/3$. Thus,

$$\begin{aligned} \angle tvu &= \angle zvu - \angle zvt < \angle zvu - \pi/3 \text{ and} \\ \angle tvu &= \pi - 2 \times \angle twv, \end{aligned}$$

and so

$$\begin{aligned} \angle zvu - \pi/3 &> \pi - 2 \times \angle twv \text{ and,} \\ \angle twv &> 2\pi/3 - \angle zvu/2. \end{aligned}$$

Since $\angle wuv \geq \angle twv$, we have that

$$\angle wuv > 2\pi/3 - \angle zvu/2. \quad (1)$$

By definition of z , $\angle zvu \leq \alpha/2 \leq 5\pi/12$, so $\angle wuv > 2\pi/3 - 5\pi/24 = 11\pi/24 > \alpha/2$. Thus, it must be the case that $w \notin \text{cone}(u, \alpha, v)$, so $x \in \text{cone}(u, \alpha, v)$.

Argument identical to those used to derive (1) (replacing the role of w and z by y and x , respectively) can be used to show that

$$\angle yvu > 2\pi/3 - \angle xvu/2 \quad (2)$$

From (1) and (2), we have

$$\begin{aligned} & \angle wuv + \angle xuv \\ & > (2\pi/3 - \angle zvu/2) + (4\pi/3 - 2 \times \angle yvu) \\ & = 2\pi - \angle zvu/2 - 2 \times \angle yvu \end{aligned}$$

Since $\angle wuv + \angle xuv \leq \alpha \leq 5\pi/6$, we have that $5\pi/6 > 2\pi - \angle zvu/2 - 2 \times \angle yvu$. Thus,

$$\angle zvu/2 + 2 \times \angle yvu = ((\angle zvu + \angle yvu) + 3 \times \angle yvu)/2 > 7\pi/6.$$

Since $\angle zvu + \angle yvu \leq \alpha \leq 5\pi/6$, it easily follows that $\angle yvu > \pi/2$. As we showed earlier, $\angle zvu \geq \angle zvt > \pi/3$. Therefore, $\angle zvu + \angle yvu > 5\pi/6$. This is a contradiction. \square

The proof of Theorem 2.1 now follows easily. Order the edges in E by length. We proceed by induction on the the rank of the edge in the ordering, using Lemma 2.2, to show that if $(u, v) \in E$, then there is a path from u to v in G_α . It immediately follows that if u and v are connected in G_R , then there is a path from u to v in G_α . \square

The proof of Theorem 2.1 gives some extra information, which we cull out as a separate corollary:

COROLLARY 2.3. *If $\alpha \leq 5\pi/6$, and u and v are nodes in V such that $(u, v) \in E$, then either $(u, v) \in E_\alpha$ or there exists a path $u_0 \dots u_k$ such that $u_0 = u$, $u_k = v$, $(u_i, u_{i+1}) \in E_\alpha$, and $d(u_i, u_{i+1}) < d(u, v)$, for $i = 0, \dots, k-1$.*

Next we prove that degree $5\pi/6$ is a tight upper bound; if $\alpha > 5\pi/6$, then CBTC(α) does not necessarily preserve connectivity.

THEOREM 2.4. *If $\alpha > 5\pi/6$, then CBTC(α) does not necessarily preserve connectivity.*

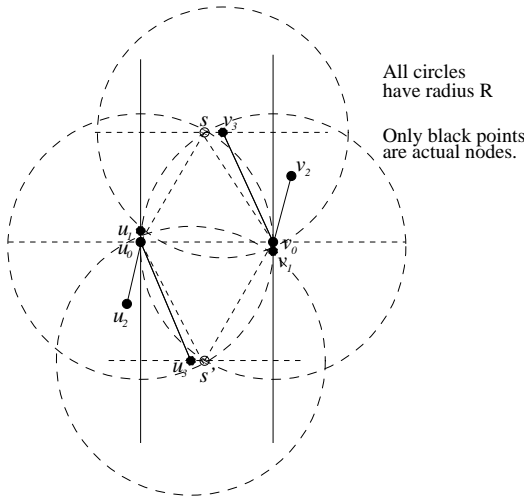


Figure 5: A disconnected graph if $\alpha = 5\pi/6 + \epsilon$.

PROOF. Suppose $\alpha = 5\pi/6 + \epsilon$ for some $\epsilon > 0$. We construct a graph $G_R = (V, E)$ such that CBTC(α) does not preserve the connectivity of this graph. V has eight nodes: $u_0, u_1, u_2, u_3, v_0, v_1, v_2, v_3$. (See Figure 5.) We call u_0, u_1, u_2, u_3 the u -cluster, and v_0, v_1, v_2, v_3 the v -cluster. The construction has the property that $d(u_0, v_0) = R$ and for $i, j = 0, 1, 2, 3$, we have $d(u_0, u_i) < R$, $d(v_0, v_i) < R$, and $d(u_i, v_j) > R$ if $i + j \geq 1$. That is, the only edge between the u -cluster and the v -cluster in G_R is (u_0, v_0) . However, in G_α , the (u_0, v_0) edge disappears, so that the u -cluster and the v -cluster are disconnected.

In Figure 5, s and s' are the intersection points of the circles of radius R centered at u_0 and v_0 , respectively. Node u_1 is chosen so that $\angle u_1 u_0 v_0 = \pi/2$. Similarly, v_1 is chosen so that $\angle v_1 v_0 u_0 = \pi/2$ and u_1 and v_1 are on opposite sides of the line $\overline{u_0 v_0}$. Because of the right angle, it is clear that, whatever $d(u_0, u_1)$ is, we must have $d(v_0, u_1) > d(u_0, v_0) = R$; similarly, $d(u_0, v_1) > R$ whatever $d(v_0, v_1)$ is. Next, choose u_2 so that $\angle u_1 u_0 u_2 = \min(\alpha, \pi)$ and $u_0 u_2$ comes after $u_0 u_1$ as a ray sweeps around counterclockwise from $u_0 v_0$. It is easy to see that $d(v_0, u_2) > R$, whatever $d(u_0, u_2)$ is, since $\angle v_0 u_0 u_2 \geq \pi/2$. For definiteness, choose u_2 so that $d(u_0, u_2) = R/2$. Node v_2 is chosen similarly. The key step in the construction is the choice of u_3 and v_3 . Note that $\angle s' u_0 u_1 = 5\pi/6$. Let u_3 be a point on the line through s' parallel to $\overline{u_0 v_0}$ slightly to the left of s' such that $\angle u_3 u_0 u_1 < \alpha$. Since $\alpha = 5\pi/6 + \epsilon$, it is possible to find such a node u_3 . Since $d(u_0, s') = d(v_0, s') = R$ by construction, it follows that $d(u_0, u_3) < R$ and $d(v_0, u_3) > R$. It is clearly possible to choose $d(v_0, v_1)$ sufficiently small so that $d(u_3, v_1) > R$. The choice of v_3 is similar.

It is now easy to check that when u_0 runs CBTC(α), it will terminate with $p_{u_0, \alpha} = \max(d(u_0, u_3), R/2) < R$; similarly for v_0 . Thus, this construction has all the required properties. \square

3. OPTIMIZATIONS

In this section, we describe three optimizations to the basic algorithm. We prove that these optimizations allow some of the edges to be removed while still preserving connectivity.

3.1 The shrink-back operation

In the basic CBTC(α) algorithm, u is said to be a *boundary node* if, at the end of the algorithm, u still has an α -gap. Note that this means that, at the end of the algorithm, a boundary node broadcasts with maximum power. An optimization, sketched in [16], would be to add a shrinking phase at the end of the growing phase to allow each boundary node to broadcast with less power, if it can do so without reducing its cone coverage. To make this precise, given a set dir of directions (angles) and an angle α , define $cover_\alpha(dir) = \{\theta : \text{for some } \theta' \in dir, |\theta - \theta'| \bmod 2\pi \leq \alpha/2\}$. We modify CBTC(α) so that, at each iteration, a node in N_u is tagged with the power used the first time it was discovered. Suppose that the power levels used by node u during the algorithm were p_1, \dots, p_k . If u is a boundary node, p_k is the maximum power P . A boundary node successively removes nodes tagged with power p_k , then p_{k-1} , and so on, as long as their removal does not change the coverage. That is, let dir_i , $i = 1, \dots, k$, be the set of directions found with all power levels p_i or less, then the minimum i such that

$cover_\alpha(dir_i) = cover_\alpha(dir_k)$ is found. Let $N_\alpha^s(u)$ consist of all the nodes in $N_\alpha(u)$ tagged with power p_i or less. Let $N_\alpha^s = \{(u, v) : v \in N_\alpha^s(u)\}$, and let E_α^s be the symmetric closure of N_α^s . Finally, let $G_\alpha^s = (V, E_\alpha^s)$.

THEOREM 3.1. *If $\alpha \leq 5\pi/6$, then G_α^s preserves the connectivity of G_R .*

PROOF. It is easy to check that the proof of Theorem 2.1 depended only on the cone coverage of each node, so it goes through without change. \square

Note that this argument actually shows that we can remove any nodes from N_u that do not contribute to the cone coverage. However, our interest here lies in minimizing power, not in minimizing the number of nodes in N_u . There may be some applications where it helps to reduce the degree of a node; in this case, removing further nodes may be a useful optimization.

3.2 Asymmetric edge removal

As shown by Example 2.1, in order to preserve connectivity, it is necessary to add an edge (u, v) to E_α if $(v, u) \in N_\alpha$, even if $(u, v) \notin N_\alpha$. In Example 2.1, $\alpha > 2\pi/3$. This is not an accident. As we now show, if $\alpha \leq 2\pi/3$, not only don't we have to add an edge (u, v) if $(v, u) \in N_\alpha$, we can remove an edge (v, u) if $(v, u) \in N_\alpha$ but $(u, v) \notin N_\alpha$. Let $E_\alpha^- = \{(u, v) : (u, v) \in N_\alpha \text{ and } (v, u) \in N_\alpha\}$. Thus, while E_α is the smallest symmetric set containing N_α , E_α^- is the largest symmetric set contained in N_α . Let $G_\alpha^- = (V, E_\alpha^-)$.

THEOREM 3.2. *If $\alpha \leq 2\pi/3$, then G_α^- preserves the connectivity of G_R .*

PROOF. We start by proving the following lemma, which strengthens Corollary 2.3.

LEMMA 3.3. *If $\alpha \leq 2\pi/3$, and u and v are nodes in V such that $(u, v) \in E$, then either $(u, v) \in N_\alpha$ or there exists a path $u_0 \dots u_k$ such that $u_0 = u$, $u_k = v$, $(u_i, u_{i+1}) \in N_\alpha$, and $d(u_i, u_{i+1}) < d(u, v)$, for $i = 0, \dots, k-1$.*

PROOF. Order the edges in E by length. We proceed by strong induction on the rank of an edge in the ordering. Given an edge $(u, v) \in E$ of rank k in the ordering, if $(u, v) \in N_\alpha$, we are done. If not, as argued in the proof of Lemma 2.2, there must be a node $w \in cone(u, \alpha, v) \cap N_\alpha(u)$. Since $\alpha \leq 2\pi/3$, the argument in the proof of Lemma 2.2 also shows that $d(w, v) < d(u, v)$. Thus, $(w, v) \in E$ and has lower rank in the ordering of edges. Applying the induction hypothesis, the lemma holds for (u, v) . This completes the proof. \square

Lemma 3.3 shows that if $(u, v) \in E$, then there is a path consisting of edges in N_α from u to v . This is not good enough for our purposes; we need a path consisting of edges in E_α^- . The next lemma shows that this is also possible.

LEMMA 3.4. *If $\alpha \leq 2\pi/3$, and u and v are nodes in V such that $(u, v) \in N_\alpha$, then there exists a path $u_0 \dots u_k$ such that $u_0 = u$, $u_k = v$, $(u_i, u_{i+1}) \in E_\alpha^-$, for $i = 0, \dots, k-1$.*

PROOF. Order the edges in N_α by length. We proceed by strong induction on the rank of an edge in the ordering. Given an edge $(u, v) \in N_\alpha$ of rank k in the ordering, if $(u, v) \in E_\alpha^-$, we are done. If not, we must have $(v, u) \notin N_\alpha$. Since $(v, u) \in E$, by Lemma 3.3, there is a path from v to u consisting of edges in N_α all of which have length smaller than $d(v, u)$. If any of these edges is in $N_\alpha - E_\alpha^-$, we can apply the inductive hypothesis to replace the edge by a path consisting only of edges in E_α^- . By the symmetry of E_α^- , such a path from v to u implies a path from u to v . This completes the inductive step. \square

The proof of Theorem 3.2 is now immediate from Lemmas 3.3 and 3.4. \square

To implement asymmetric edge removal, the basic CBTC needs to be enhanced slightly. After finishing $CBTC(\alpha)$, a node u must send a message to each node v to which it sent an Ack message that is not in $N_\alpha(u)$, telling v to remove u from $N_\alpha(v)$ when constructing E_α^- . It is easy to see that the shrink-back optimization discussed in Section 3.1 can be applied together with the removal of these asymmetric edges.

It is clear that there is a tradeoff between using $CBTC(5\pi/6)$ and using $CBTC(2\pi/3)$ with asymmetric edge removal. In general, $p_{u, 5\pi/6}$ (i.e., $p(rad_{u, 5\pi/6}^-)$) will be smaller than $p_{u, 2\pi/3}$. However, the power $p(rad_{u, 5\pi/6}^-)$ with which u needs to transmit may be greater than $p_{u, 5\pi/6}$ since u may need to reach nodes v such that $u \in N_{5\pi/6}(v)$ but $v \notin N_{5\pi/6}(u)$. In contrast, if $\alpha = 2\pi/3$, then asymmetric edge removal allows u to still use $p_{u, 2\pi/3}$ and may allow v to use power less than $p_{v, 2\pi/3}$. Our experimental results confirm this. See Section 5.

3.3 Pairwise edge removal

The final optimization aims at further reducing the transmission power of each node. In addition to the directional information, this optimization requires two other pieces of information. First, each node u is assigned a unique integer ID denoted ID_u , and that ID_u is included in all of u 's messages. Second, although a node u does not need to know its exact distance from its neighbors, given any pair of neighbors v and w , node u needs to know which of them is closer. This can be achieved as follows. Recall that a node grows its radius in discrete steps. It includes its transmission power level in each of the "Hello" messages. Each discovered neighbor node also includes its transmission power level in the Ack. When u receives messages from nodes v_1 and v_2 , it can deduce which of v_1 and v_2 is closer based on the transmission and reception powers of the messages.

Even after the shrink-back operation and possibly asymmetric edge removal, there are many edges that can be removed while still preserving connectivity. For example, if three edges form a triangle, we can clearly remove any

one of them while still maintaining connectivity. This optimization (where the longest edge is removed) is used in [16]. In this section, we improve on this result by showing that if there is an edge from u to v_1 and from u to v_2 , then we can remove the longer edge even if there is no edge from v_1 to v_2 , as long as $d(v_1, v_2) < \max(d(u, v_1), d(u, v_2))$. Note that a condition sufficient to guarantee that $d(v_1, v_2) < \max(d(u, v_1), d(u, v_2))$ is that $\angle v_1 u v_2 < \pi/3$ (since the longest edge will be opposite the largest angle).

To make this precise, we use the notion of an edge ID. Each edge (u, v) is assigned an edge ID $eid(u, v) = (i_1, i_2, i_3)$, where $i_1 = d(u, v)$, $i_2 = \max(\text{ID}_u, \text{ID}_v)$, and $i_3 = \min(\text{ID}_u, \text{ID}_v)$. Edge IDs are compared lexicographically, so that $(i, j, k) < (i', j', k')$ iff either (a) $i < i'$, (b) $i = i'$ and $j < j'$, or (c) $i = i'$, $j = j'$, and $k < k'$.

DEFINITION 3.5. *If v and w are neighbors of u , $\angle v u w < \pi/3$, and $eid(u, v) > eid(u, w)$, then (u, v) is a redundant edge.*

As the name suggests, redundant edges are redundant, in that it is possible to remove them while still preserving connectivity. The following theorem proves this.

THEOREM 3.6. *For $\alpha \leq 5\pi/6$, all redundant edges can be removed while still preserving connectivity.*

PROOF. Let E_α^{nr} consist of all the non-redundant edges in E_α . We show that if $(u, v) \in E_\alpha - E_\alpha^{nr}$, then there is a path from u to v consisting only of edges in E_α^{nr} . Clearly, this suffices to prove the theorem.

Let e_1, e_2, \dots, e_m be a listing of the redundant edges (i.e., those in $E_\alpha - E_\alpha^{nr}$) in increasing lexicographic order of edge ID. We prove, by induction on k , that for every redundant edge $e_k = (u_k, v_k)$ there is a path from u_k to v_k consisting of edges in E_α^{nr} . For the base case, consider $e_1 = (u_1, v_1)$. By definition, there must exist an edge (u_1, w_1) such that $\angle v_1 u_1 w_1 < \pi/3$ and $eid(u_1, v_1) > eid(u_1, w_1)$. Since e_1 is the redundant edge with the smallest edge ID, (u_1, w_1) cannot be a redundant edge. Since $\angle v_1 u_1 w_1 < \pi/3$, it follows that $d(w_1, v_1) < d(u_1, v_1)$. If $(w_1, v_1) \in E_\alpha$, then $(w_1, v_1) \in E_\alpha^{nr}$ (since (u_1, v_1) is the shortest redundant edge) and $(u_1, w_1), (w_1, v_1)$ is the desired path of non-redundant edges. On the other hand, if $(w_1, v_1) \notin E_\alpha$ then, since $d(w_1, v_1) < d(u_1, v_1) \leq R$ and $\alpha \leq 5\pi/6$, by Corollary 2.3, there exists a path from w_1 to v_1 consisting of edges in E_α all shorter than $d(w_1, v_1)$. Since none of these edges can be redundant edge, this gives us the desired path.

For the inductive step, suppose that for every $e_j = (u_j, v_j)$, $1 \leq j \leq i - 1$, we have found a path H'_j between u_j and v_j , which contains no redundant edges. Now consider $e_i = (u_i, v_i)$. Again, by definition, there exists another edge (u_i, w_i) with $eid(u_i, v_i) > eid(u_i, w_i)$ and $\angle v_i u_i w_i < \pi/3$. If (u_i, w_i) is a redundant edge, it must be one of e_j 's, where $j \leq i - 1$. Moreover, if the path H_i (from Corollary 2.3) between v_i and w_i contains a redundant edge e_j , we must have $|e_j| < |e_i|$ and so $j \leq i - 1$. By connecting (u_i, w_i) with H_i and replacing every redundant edge e_j on the path with H'_j , we obtain

a path H'_i between u_i and v_i that contains no redundant edges. This completes the proof. \square

Although Theorem 3.6 shows that all redundant edges can be removed, this doesn't mean that all of them should necessarily be removed. For example, if we remove some edges, the paths between nodes become longer, in general. Since some overhead is added for each link a message traverses, having fewer edges can affect network throughput. In addition, if routes are known and many messages are being sent using point-to-point communication between different senders and receivers, having fewer edges is more likely to cause congestion. Since we would like to reduce the transmission power of each node, we remove only redundant edges with length greater than the longest non-redundant edges. We call this optimization the *pairwise edge removal* optimization.

4. DEALING WITH RECONFIGURATION, ASYNCHRONY, AND FAILURES

In a multi-hop wireless network, nodes can be mobile. Even if nodes do not move, nodes may die if they run out of energy. In addition, new nodes may be added to the network. We need a mechanism to detect such changes in the network. This is done by the Neighbor Discovery Protocol (NDP). A NDP is usually a simple beaconing protocol for each node to tell its neighbor that it is still alive. The beacon includes the sending node's ID and the transmission power of the beacon. A neighbor is considered failed if a pre-defined number of beacons are not received for a certain time interval τ . A node v is considered a new neighbor of u if a beacon is received from v and no beacon was received from v during the previous τ interval.

The question is what power a node should use for beaconing. Certainly a node u should broadcast with sufficient power to reach all of its neighbors in E_α (or E_α^- , if $\alpha \leq 2\pi/3$). As we will show, if u uses a beacon with power $p(\text{rad}_{u,\alpha})$ (recall that $p(\text{rad}_{u,\alpha})$ is the power that u must use to reach all its neighbors in E_α), then this is sufficient for reconfiguration to work with the basic cone-based algorithm (possibly combined with asymmetric edge removal if $\alpha \leq 2\pi/3$, in which case we can use power $p(\text{rad}_{u,\alpha}^-)$).

We define three basic events:

- A $\text{join}_u(v)$ event happens when node u detects a beacon from node v for the first time;
- A $\text{leave}_u(v)$ event happens when node u misses some predetermined number of beacons from node v ;
- An $\text{aChange}_u(v)$ event happens when u detects that v 's angle with respect to u has changed. (Note this could be due to movement by either u or v .)

Our reconfiguration algorithm is very simple. It is convenient to assume that each node is tagged with the power used when it was first discovered, as in the shrink-back operation. (This is not necessary, but it minimizes the number of times that CBTC needs to be rerun.)

- If a $leave_u(v)$ event happens, and if there is an α -gap after dropping $dir_u(v)$ from D_u , node u reruns CBTC(α) (as in Figure 1), starting with power $p(rad_{u,\alpha}^-)$ (i.e., taking $p_0 = p(rad_{u,\alpha}^-)$).
- If a $join_u(v)$ event happens, u computes $dir_u(v)$ and the power needed to reach v . As in the shrink-back operation, u then removes nodes, starting with the farthest neighbor nodes and working back, as long as their removal does not change the coverage.
- If an $aChange_u(v)$ event happens, node u modifies the set D_u of directions appropriately. If an α -gap is then detected, then CBTC(α) is rerun, again starting with power $p(rad_{u,\alpha}^-)$. Otherwise, nodes are removed, as in the shrink-back operation, to see if less power can be used.

In general, there may be more than one change event that is detected at a given time by a node u . (For example, if u moves, then there will be in general several $leave$, $join$ and $aChange$ events detected by u .) If more than one change event is detected by u , we perform the changes suggested above as if the events are observed in some order, as long as there is no need to rerun CBTC. If CBTC needs to be rerun, it deals with all changes simultaneously.

Intuitively, this reconfiguration algorithm preserves connectivity. We need to be a little careful in making this precise, since if the topology changes frequently enough, the reconfiguration algorithm may not ever catch up with the changes, so there may be no point at which the connectivity of the network is actually preserved. Thus, what we want to show is that if the topology ever stabilizes, so that there are no further changes, then the reconfiguration algorithm eventually results in a graph that preserves the connectivity of the final network, as long as there are periodic beacons. It should be clear that the reconfiguration algorithm guarantees that each cone of degree α around a node u is covered (except for boundary nodes), just as the basic algorithm does. Thus, the proof that the reconfiguration algorithm preserves connectivity follows immediately from the proof of Theorem 2.1.

While this reconfiguration algorithm works in combination with the basic algorithm CBTC(α) and in combination with the asymmetric edge removal optimization, we must be careful in combining it with the other optimizations discussed in Section 3. In particular, we must be very careful about what power a node should use for its beacon. For example, if the shrink-back operation is performed, using the power to reach all the neighbors in G_α^s does not suffice. For suppose that the network is temporarily partitioned into two subnetworks G_1 and G_2 ; for every pair of nodes $u_1 \in G_1$ and $u_2 \in G_2$, the distance $d(u_1, u_2) > R$. Suppose that u_1 is a boundary node in G_1 and u_2 is a boundary node in G_2 , and that, as a result of the shrink-back operation, both u_1 and u_2 use power $P' < P$. Further suppose that later nodes u_1 and u_2 move closer together so that $d(u_1, u_2) < R$. If P' is not sufficient power for u_1 to communicate with u_2 , then they will never be aware of each other's presence, since their beacons will not reach each other, so they will not detect that the network has become reconnected. Thus, network connectivity is *not* preserved.

This problem can be solved by having the boundary nodes broadcast with the power computed by the basic CBTC(α) algorithm, namely P in this case. Similarly, with the pairwise edge removal optimization, it is necessary for u 's beacon to broadcast with $p(rad_{u,\alpha})$, i.e., the power needed to reach all of u 's neighbors in E_α , not just the power needed to reach all of u 's neighbors in E_α^{nr} . It is easy to see that this choice of beacon power guarantees that the reconfiguration algorithm works.

It is worth noting that a reconfiguration protocol works perfectly well in an asynchronous setting. In particular, the synchronous model with reliable channels that has been assumed up to now can be relaxed to allow asynchrony and both communication and node failures. Now nodes are assumed to communicate asynchronously, messages may get lost or duplicated, and nodes may fail (although we consider only *crash* failures: either a node crashes and stops sending messages, or it follows its algorithm correctly). We assume that messages have unique identifiers and that mechanisms to discard duplicate messages are present. Node failures result in $leave$ events, as do lost messages. If node u gets a message after many messages having been lost, there will be a $join$ event corresponding to the earlier $leave$ event.

5. EXPERIMENTAL RESULTS

In order to understand the effectiveness of our algorithm and its optimizations, we generated 100 random networks, each with 100 nodes. These nodes are randomly placed in a 1500×1500 rectangular region. Each node has a maximum transmission radius of 500.

In Figure 6, the results from one of these random networks are used to illustrate how CBTC and the various optimizations improve network topology. Figure 6(a) shows a topology graph in which no topology control is employed and every node transmits with maximum power. Figures 6(b) and (c) show the corresponding graphs produced by CBTC($2\pi/3$) and CBTC($5\pi/6$), respectively. From them, we can see that both CBTC($2\pi/3$) and CBTC($5\pi/6$) allow nodes in the dense areas to automatically reduce their transmission radius. Figures 6(d) and (e) illustrate the graphs after the shrink-back operation is performed. Figure 6(f) shows the graph for $\alpha = 2\pi/3$ as a result of the shrink-back operation and the asymmetric edge removal. Figures 6(g) and (h) show the topology graphs after all applicable optimizations.

Table 1 compares the cone-based algorithm with $\alpha = 2\pi/3$ and $\alpha = 5\pi/6$ in terms of average node degree and average radius. It also shows the effect of transmitting at maximum power (i.e., with no attempt at topology control.) The results are averaged over the 100 random networks mentioned earlier. As expected, using a larger value for α results in a smaller node degree and radius. However, as we discussed in Section 3.2, there is a tradeoff between using CBTC($2\pi/3$) and CBTC($5\pi/6$). Just using the basic algorithm results in $rad_{u,5\pi/6} = 436.8 < rad_{u,2\pi/3} = 457.4$. But after applying asymmetric edge removal with $\alpha = 2\pi/3$, the resulting radius is 301.2 (this number is not shown in the table); asymmetric edge removal can result in significant savings. After applying all applicable optimizations, both $\alpha = 2\pi/3$ and $\alpha = 5\pi/6$ end up with essentially the same average node degree of 3.6 and almost the same aver-

	Basic		with op_1		with op_1 and op_2	with all op		Max Power
Average Node Degree	$\alpha = 5\pi/6$	$\alpha = 2\pi/3$	$\alpha = 5\pi/6$	$\alpha = 2\pi/3$	$\alpha = 2\pi/3$	$\alpha = 5\pi/6$	$\alpha = 2\pi/3$	25.6
Average radius	436.8	457.4	373.7	398.1	276.8	155.9	160.6	

Table 1: Average degree and radius of the cone-based topology control algorithm with different α and optimizations (op_1 –shrink-back, op_2 –asymmetric edge removal, op_3 –pairwise edge removal).

age radius. However, there are some secondary advantages to take $\alpha = 5\pi/6$. In general, CBTC($5\pi/6$) will terminate sooner than CBTC($2\pi/3$) and so expend less power during its execution (since $p_{u,5\pi/6} < p_{u,2\pi/3}$). Thus, especially if reconfiguration happens often, there are advantages to using CBCT($5\pi/6$).

The last column in Table 1 gives the performance numbers for the case of no topology control, under the assumption that each node uses the maximum transmission power of $p(500)$. Using topology control cuts down the average degree by a factor of more than 7 (3.6 vs. 25.6) and cuts down the average radius by a factor of more than 3 (155.9 or 160.6 vs. 500). Clearly, this is a significant improvement.

6. DISCUSSION

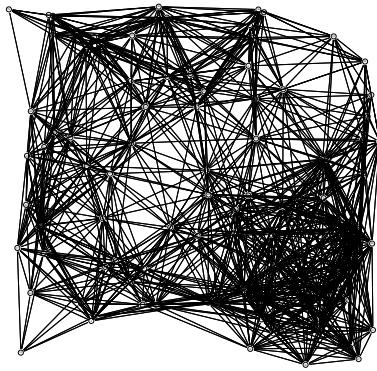
We have analyzed the distributed cone-based algorithm and proved that $5\pi/6$ is a tight upper bound on the cone degree for the algorithm to preserve connectivity. We have also presented three optimizations to the basic algorithm—the shrink-back operation, asymmetric edge removal, and pairwise edge removal—and proved that they improve performance while still preserving connectivity. Finally, we showed that there is a tradeoff between using CBTC(α) with $\alpha = 5\pi/6$ and $\alpha = 2\pi/3$, since using $\alpha = 2\pi/3$ allows an additional optimization, which can have a significant impact. The algorithm extends easily to deal with reconfiguration and asynchrony. Most importantly, simulation results show that it is very effective in reducing power demands.

Reducing energy consumption has been viewed as perhaps the most important design metric for topology control. There are two standard approaches to reducing energy consumption: (1) reducing the transmission power of each node as much as possible; (2) reducing the total energy consumption through the preservation of minimum-energy paths in the underlying network. These two approaches may conflict: reducing the transmission power required by each node may not result in minimum-energy paths (see [16] for a discussion) or vice versa. Furthermore, there are other metrics to consider, such as network throughput and network lifetime. Reducing energy consumption tends to increase network lifetime. (This is particularly true if the main reason that nodes die is due to loss of battery power.) However, there is no guarantee that it will. For example, using minimum-energy paths for all communication may result in hot spots and congestion, which in turn may drain battery power and lead to network partition. Using approach (1) in this case may do better (although there is no guarantee). If topology control is not done carefully, network throughput can be hurt. As we have already pointed out, eliminating edges may result in more congestion and hence worse throughput, even if it saves power in the short run. The right tradeoffs to make are very much application dependent. We hope to explore

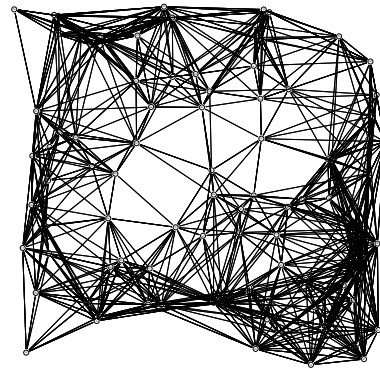
these issues in more details in future work.

7. REFERENCES

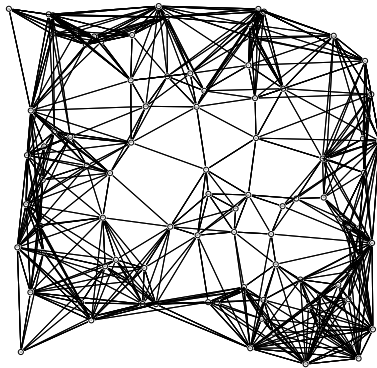
- [1] A. Chandrakasan, R. Amirtharajah, S. H. Cho, J. Goodman, G. Konduri, J. Kulik, W. Rabiner, and A. Wang. Design considerations for distributed microsensor systems. In *Proc. IEEE Custom Integrated Circuits Conference (CICC)*, pages 279–286, May 1999.
- [2] L. P. Clare, G. J. Pottie, and J. R. Agre. Self-organizing distributed sensor networks. In *Proc. SPIE Conf. on Unattended Ground Sensor Technologies and Applications*, pages 229–237, April 1999.
- [3] Y. Hassin and D. Peleg. Sparse communication networks and efficient routing in the plane. In *Proc. 19th ACM Symp. on Principles of Distributed Computing*, pages 41–50, 2000.
- [4] L. Hu. Topology control for multihop packet radio networks. *IEEE Trans. on Communications*, 41(10):1474–1481, October 1993.
- [5] J. W. Jaromczyk and G. T. Toussaint. Relative neighborhood graphs and their relatives. *Proc. IEEE*, 80:1502–1517, 1992.
- [6] R. E. Kahn. The organization of computer resources into a packet radio network. *IEEE Transactions on Communications*, COM-25(1):169–178, January 1977.
- [7] J. M. Keil and C. A. Gutwin. Classes of graph which approximate the complete Euclidean graph. *Discrete and computational geometry*, 7:13–28, 1992.
- [8] K. Krizman, T. E. Biedka, and T.S. Rappaport. Wireless position location: fundamentals, implementation strategies, and source of error. In *IEEE 47th Vehicular Technology Conference*, pages 919–923, 1997.
- [9] L. Li and J. Y. Halpern. Minimum energy mobile wireless networks revisited. In *Proc. IEEE International Conference on Communications (ICC)*, June 2001.
- [10] C. E. Perkins. *Ad Hoc Networking*. Addison-Wesley, Reading, MA, 2001.
- [11] G. J. Pottie and W. J. Kaiser. Wireless integrated network sensors. *Communications of the ACM*, 43(5):51–58, May 2000.
- [12] R. Ramanathan and R. Rosales-Hain. Topology control of multihop wireless networks using transmit power adjustment. In *Proc. IEEE Infocom 2000*, pages 404–413, March 2000.
- [13] T. S. Rappaport. *Wireless communications: principles and practice*. Prentice Hall, 1996.
- [14] V. Rodoplu and T. H. Meng. Minimum energy mobile wireless networks. *IEEE J. Selected Areas in Communications*, 17(8):1333–1344, August 1999.
- [15] G. Toussaint. The relative neighborhood graph of a finite planar set. *Pattern recognition*, 12(4):261–268, 1980.
- [16] R. Wattenhofer, L. Li, P. Bahl, and Y. M. Wang. Distributed topology control for power efficient operation in multihop wireless ad hoc networks. In *Proc. IEEE Infocom 2001*, pages 1388–1397, April 2001.



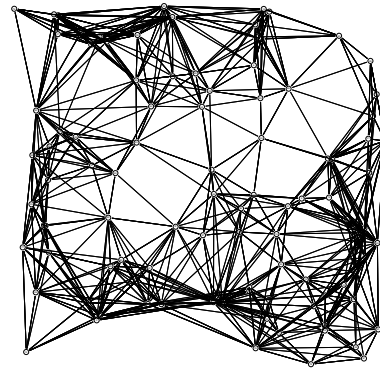
(a) no topology control



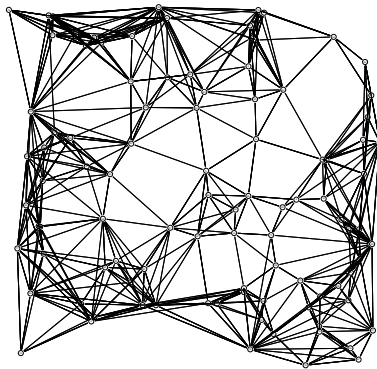
(b) $\alpha = 2\pi/3$, basic algorithm



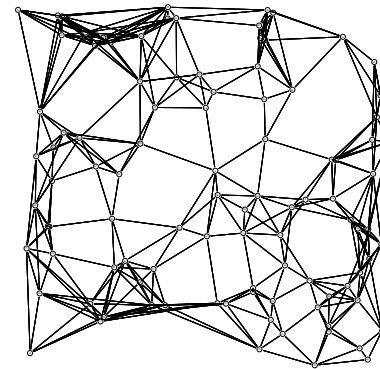
(c) $\alpha = 5\pi/6$, basic algorithm



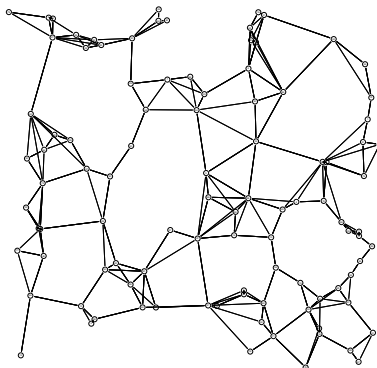
(d) $\alpha = 2\pi/3$ with shrink-back



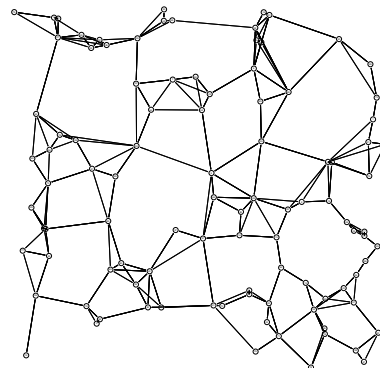
(e) $\alpha = 5\pi/6$ with shrink-back



(f) $\alpha = 2\pi/3$ with shrink-back and asymmetric edge removal



(g) $\alpha = 5\pi/6$ with all applicable optimizations



(h) $\alpha = 2\pi/3$ with all optimizations

Figure 6: The network graphs as a result of different optimizations.